


4657 m.

GRAN PREMI MONSTER ENERGY DE CATALUNYA

Race

Classification after 24 laps = 111.768 km

29

Pos		Rider	Nation	Team	Motorcycle	Total Time	Km/h	Gap
1	25	88 Miguel OLIVEIRA	POR	Red Bull KTM Factory Racing	KTM	40'21.749	166.1	
2	20	5 Johann ZARCO	FRA	Pramac Racing	DUCATI	40'21.924	166.1	0.175
3	16	43 Jack MILLER	AUS	Ducati Lenovo Team	DUCATI	40'23.739	166.0	1.990
4	13	20 Fabio QUARTARARO	FRA	Monster Energy Yamaha MotoGP	YAMAHA	40'26.564	166.0	4.815
5	11	36 Joan MIR	SPA	Team SUZUKI ECSTAR	SUZUKI	40'27.074	165.7	5.325
6	10	12 Maverick VIÑALES	SPA	Monster Energy Yamaha MotoGP	YAMAHA	40'28.030	165.7	6.281
7	9	63 Francesco BAGNAIA	ITA	Ducati Lenovo Team	DUCATI	40'29.924	165.5	8.175
8	8	33 Brad BINDER	RSA	Red Bull KTM Factory Racing	KTM	40'30.127	165.5	8.378
9	7	21 Franco MORBIDELLI	ITA	Petronas Yamaha SRT	YAMAHA	40'37.401	165.0	15.652
10	6	23 Enea BASTIANINI	ITA	Avintia Esponsorama	DUCATI	40'41.046	164.8	19.297
11	5	73 Alex MARQUEZ	SPA	LCR Honda CASTROL	HONDA	40'43.399	164.6	21.650
12	4	10 Luca MARINI	ITA	SKY VR46 Avintia	DUCATI	40'44.282	164.6	22.533
13	3	30 Takaaki NAKAGAMI	JPN	LCR Honda IDEMITSU	HONDA	40'49.582	164.2	27.833
14	2	89 Jorge MARTIN	SPA	Pramac Racing	DUCATI	40'50.824	164.1	29.075
15	1	32 Lorenzo SAVADORI	ITA	Aprilia Racing Team Gresini	APRILIA	41'02.040	163.4	40.291
Not classified								
		27 Iker LECUONA	SPA	Tech 3 KTM Factory Racing	KTM	27'01.887	165.3	8 laps
		46 Valentino ROSSI	ITA	Petronas Yamaha SRT	YAMAHA	25'24.511	164.9	9 laps
		41 Aleix ESPARGARO	SPA	Aprilia Racing Team Gresini	APRILIA	16'52.680	165.5	14 laps
		93 Marc MARQUEZ	SPA	Repsol Honda Team	HONDA	11'51.134	165.0	17 laps
		9 Danilo PETRUCCI	ITA	Tech 3 KTM Factory Racing	KTM	8'33.342	163.2	19 laps
		44 Pol ESPARGARO	SPA	Repsol Honda Team	HONDA	6'49.922	163.5	20 laps

Race condition: Dry

Air: 25°

Humidity: 54%

Ground: 41°

Pole Position:

Fastest Lap (New record):

Best Race Lap:

All Time Lap Record:

		Fabio QUARTARARO	1'38.853	169.5 Km/h
Lap 8		Johann ZARCO	1'39.939	167.7 Km/h
		New track layout		
2021		Fabio QUARTARARO	1'38.853	169.5 Km/h

12:36'59

12:37'45 Jorge MARTIN

12:58'11

13:00'34

13:01'54 -

13:08'22 Pol ESPARGARO

13:10'15 Danilo PETRUCCI

13:13'26 Takaaki NAKAGAMI

13:13'51 Marc MARQUEZ

13:16'56 Takaaki NAKAGAMI

13:18'53 Aleix ESPARGARO

13:27'26 Valentino ROSSI

13:29'20 Iker LECUONA

13:43'15 Fabio QUARTARARO

SIGHTING LAP START

crashed out in warmup lap

WARM UP LAP START

RACE START

No jump start

crashed out - Rider OK

crashed out - Rider OK

long lap penalty due to advantage gained in shortcut at T1-T2

crashed out - Rider OK

long lap penalty - failed to comply with long lap penalty

crashed out - Rider OK

crashed out - Rider OK

crashed out - Rider OK

3 seconds penalty due to advantage gained in shortcut at T1-T2

The results are provisional until the end of the limit for protest and appeals.

Time limit for protest expires 30' after publication of the results - Time:

These data/results cannot be reproduced, stored and/or transmitted in whole or in part by any manner of electronic, mechanical, photocopying, recording, broadcasting or otherwise now known or herein after developed without the previous express consent by the copyright owner, except for reproduction in daily press and regular printed publications on sale to the public within 60 days of the event related to those data/results and always provided that copyright symbol appears together as follows below.

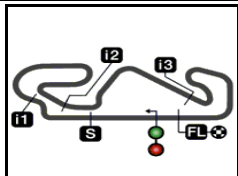
© DORNA, 2021

Official MotoGP Timing by TISSOT

www.motogp.com

Barcelona, Sunday, June 06, 2021





4657 m.

GRAN PREMI MONSTER ENERGY DE CATALUNYA

MotoGP™

World Championship Classification

30

Rider		Points	Leader	Previous	QAT	DOH	POR	SPA	FRA	ITA	CAT	GER	NED	STY	AUT	GBR	ARA	RSM	JPN	THA	AUS	MAL	VAL
1	QUARTARARO Fabio	FRA	118		11	25	25	3	16	25	13												
2	ZARCO Johann	FRA	101	17	17	20	20	-	8	20	13	20											
3	MILLER Jack	AUS	90	28	11	7	7	-	25	25	10	16											
4	BAGNAIA Francesco	ITA	88	30	2	16	10	20	20	13	-	9											
5	MIR Joan	SPA	76	42	12	13	9	16	11	-	16	11											
6	VIÑALES Maverick	SPA	74	44	2	25	11	5	9	6	8	10											
7	OLIVEIRA Miguel	POR	54	64	20	3	1	0	5	-	20	25											
8	ESPARGARO Aleix	SPA	44	74	10	9	6	10	10	-	9	-											
9	BINDER Brad	RSA	43	75	1	2	8	11	-	3	11	8											
10	MORBIDELLI Franco	ITA	40	78	3	0	4	13	16	0	0	7											
11	NAKAGAMI Takaaki	JPN	31	87	9	-	0	6	13	9	-	3											
12	ESPARGARO Pol	SPA	29	89	2	8	3	-	6	8	4	-											
13	BASTIANINI Enea	ITA	26	92	3	6	5	7	-	2	-	6											
14	MARQUEZ Alex	SPA	25	93	1	-	-	8	-	10	2	5											
15	RINS Alex	SPA	23	95	2	10	13	-	0	-	-	-											
16	PETRUCCI Danilo	ITA	23	95	0	-	0	3	2	11	7	-											
17	MARTIN Jorge	SPA	19	99	4	1	16	-	-	-	-	2											
18	MARQUEZ Marc	SPA	16	102	3	-	-	9	7	-	-	-											
19	ROSSI Valentino	ITA	15	103	1	4	0	-	0	5	6	-											
20	LECUONA Iker	SPA	13	105	2	0	-	1	0	7	5	-											
21	MARINI Luca	ITA	13	105	0	0	0	4	1	4	0	4											
22	BRADL Stefan	GER	11	107	2	5	2	-	4	-	-	-											
23	SAVADORI Lorenzo	ITA	4	114	7	0	0	2	0	-	1	1											
24	PIRRO Michele	ITA	3	115	1	-	-	-	-	-	3	-											
25	RABAT Tito	SPA	1	117	2	-	-	-	0	1	-	-											

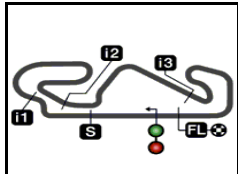
These data/results cannot be reproduced, stored and/or transmitted in whole or in part by any manner of electronic, mechanical, photocopying, recording, broadcasting or otherwise now known or herein after developed without the previous express consent by the copyright owner, except for reproduction in daily press and regular printed publications on sale to the public within 60 days of the event related to those data/results and always provided that copyright symbol appears together as follows below.
© DORNA, 2021

Official MotoGP Timing by TISSOT
www.motogp.com

Barcelona, Sunday, June 06, 2021

Page 1 of 2





4657 m.

GRAN PREMI MONSTER ENERGY DE CATALUNYA

MotoGP™

World Championship Classification

30

Constructor	Points	Leader	Previous	QAT	DOH	POR	SPA	FRA	ITA	CAT	GER	NED	STY	AUT	GBR	ARA	RSM	JPN	THA	AUS	MAL	VAL	
1 YAMAHA	145			25	25	25	16	16	25	13													
2 DUCATI	143	2	2	20	20	20	25	25	13	20													
3 KTM	83	62	60	3	8	11	5	11	20	25													
4 SUZUKI	80	65	3	13	13	16	11	-	16	11													
5 HONDA	52	93	28	8	3	9	13	10	4	5													
6 APRILIA	45	100	7	9	6	10	10	-	9	1													

Team	Points	Leader	Previous	QAT	DOH	POR	SPA	FRA	ITA	CAT	GER	NED	STY	AUT	GBR	ARA	RSM	JPN	THA	AUS	MAL	VAL	
1 MONSTER ENERGY YAMAHA MOTOGP	192			36	36	30	12	22	33	23													
2 DUCATI LENOVO TEAM	178	14	14	23	17	20	45	38	10	25													
3 PRAMAC RACING	124	68	54	21	36	-	8	21	16	22													
4 TEAM SUZUKI ECSTAR	99	93	25	23	22	16	11	-	16	11													
5 RED BULL KTM FACTORY RACING	97	95	2	5	9	11	5	3	31	33													
6 LCR HONDA	56	136	41	-	-	14	13	19	2	8													
7 PETRONAS YAMAHA SRT	55	137	1	4	4	13	16	5	6	7													
8 REPSOL HONDA TEAM	52	140	3	13	5	9	13	8	4	-													
9 APRILIA RACING TEAM GRESINI	48	144	4	9	6	12	10	-	10	1													
10 ESPONSORAMA RACING	39	153	9	6	5	11	1	6	-	10													
11 TECH 3 KTM FACTORY RACING	36	156	3	-	-	4	2	18	12	-													

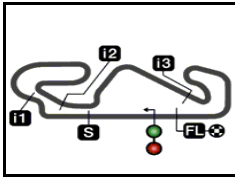
These data/results cannot be reproduced, stored and/or transmitted in whole or in part by any manner of electronic, mechanical, photocopying, recording, broadcasting or otherwise now known or herein after developed without the previous express consent by the copyright owner, except for reproduction in daily press and regular printed publications on sale to the public within 60 days of the event related to those data/results and always provided that copyright symbol appears together as follows below.
© DORNA, 2021

Official MotoGP Timing by TISSOT
www.motogp.com

Barcelona, Sunday, June 06, 2021

Page 2 of 2





4657 m.

GRAN PREMI MONSTER ENERGY DE CATALUNYA

Race

Lap Chart

31

Pos	1	2	3	4	5	6	7	8	9	10	11	12	13	14	15	16	17	18	19	20	21
Grid	20	43	5	88	21	12	41	33	63	36	46	44	93	30	89	27	23	9	10	73	32

1	43	88	20	36	41	5	12	33	93	21	27	63	44	73	30	46	23	9	89	10	32
2	88	43	36	41	20	5	12	33	93	63	44	27	30	21	23	73	46	9	10	32	89
3	88	43	41	36	20	5	93	12	63	33	27	44	30	21	23	46	73	9	10	32	89
4	88	43	41	36	20	93	5	12	33	63	44	27	30	21	23	73	46	9	10	32	89
5	88	43	36	20	41	93	5	12	33	63	27	21	30	23	73	9	46	10	32	89	
6	88	36	20	43	5	41	93	12	33	63	27	21	30	23	73	46	10	32	89		
7	88	20	36	43	5	41	93	12	33	63	27	21	30	23	73	46	10	32	89		
8	88	20	36	43	5	41	12	33	63	27	21	30	23	73	46	10	32	89			
9	88	20	36	43	5	41	12	33	63	27	21	30	23	73	46	10	32	89			
10	88	20	36	43	5	41	12	33	63	27	21	23	73	46	30	32	10	89			
L a P S	11	88	20	36	43	5	12	33	63	27	21	23	73	46	10	32	89	30			
	12	20	88	36	43	5	12	63	33	27	21	23	73	46	10	32	89	30			
	13	20	88	36	43	5	12	63	33	27	21	23	73	46	10	89	32	30			
	14	88	20	36	5	43	12	63	33	27	21	23	73	46	10	89	32	30			
	15	88	20	36	5	43	12	63	33	27	21	23	73	46	10	89	30	32			
	16	88	20	5	43	36	12	63	33	27	21	23	73	10	30	89	32				
	17	88	20	5	43	36	12	63	33	21	23	73	10	30	89	32					
	18	88	20	5	43	36	12	63	33	21	23	73	10	30	89	32					
	19	88	20	5	43	36	12	63	33	21	23	73	10	30	89	32					
	20	88	20	5	43	36	12	63	33	21	23	73	10	30	89	32					
	21	88	20	5	43	36	12	33	63	21	23	73	10	30	89	32					
	22	88	5	20	43	36	12	33	63	21	23	73	10	30	89	32					
	23	88	5	20	43	36	12	63	33	21	23	73	10	30	89	32					
	24	88	5	20	43	36	12	63	33	21	23	73	10	30	89	32					



Winner



Lapped rider

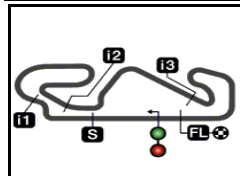
These data/results cannot be reproduced, stored and/or transmitted in whole or in part by any manner of electronic, mechanical, photocopying, recording, broadcasting or otherwise now known or herein after developed without the previous express consent by the copyright owner, except for reproduction in daily press and regular printed publications on sale to the public within 60 days of the event related to those data/results and always provided that copyright symbol appears together as follows below.

© DORNA, 2021

Official MotoGP Timing by TISSOT
www.motogp.com

Barcelona, Sunday, June 06, 2021






4657 m.

GRAN PREMI MONSTER ENERGY DE CATALUNYA

Race

Fastest Lap of Each Rider

32

	Rider	Nation	Team	Motorcycle	Time	Lap Total	Gap
1	5 Johann ZARCO	FRA	Pramac Racing	DUCATI	1'39.939	8 24	
2	20 Fabio QUARTARARO	FRA	Monster Energy Yamaha MotoGP	YAMAHA	1'40.109	6 24	0.170 0.170
3	88 Miguel OLIVEIRA	POR	Red Bull KTM Factory Racing	KTM	1'40.204	4 24	0.265 0.095
4	36 Joan MIR	SPA	Team SUZUKI ECSTAR	SUZUKI	1'40.228	6 24	0.289 0.024
5	41 Aleix ESPARGARO	SPA	Aprilia Racing Team Gresini	APRILIA	1'40.234	8 10	0.295 0.006
6	12 Maverick VIÑALES	SPA	Monster Energy Yamaha MotoGP	YAMAHA	1'40.247	9 24	0.308 0.013
7	43 Jack MILLER	AUS	Ducati Lenovo Team	DUCATI	1'40.306	5 24	0.367 0.059
8	93 Marc MARQUEZ	SPA	Repsol Honda Team	HONDA	1'40.379	4 7	0.440 0.073
9	33 Brad BINDER	RSA	Red Bull KTM Factory Racing	KTM	1'40.406	5 24	0.467 0.027
10	63 Francesco BAGNAIA	ITA	Ducati Lenovo Team	DUCATI	1'40.502	12 24	0.563 0.096
11	27 Iker LECUONA	SPA	Tech 3 KTM Factory Racing	KTM	1'40.635	9 16	0.696 0.133
12	30 Takaaki NAKAGAMI	JPN	LCR Honda IDEMITSU	HONDA	1'40.637	14 24	0.698 0.002
13	44 Pol ESPARGARO	SPA	Repsol Honda Team	HONDA	1'40.660	4 4	0.721 0.023
14	21 Franco MORBIDELLI	ITA	Petronas Yamaha SRT	YAMAHA	1'40.702	8 24	0.763 0.042
15	23 Enea BASTIANINI	ITA	Avintia Esponsorama	DUCATI	1'40.831	8 24	0.892 0.129
16	46 Valentino ROSSI	ITA	Petronas Yamaha SRT	YAMAHA	1'40.841	9 15	0.902 0.010
17	73 Alex MARQUEZ	SPA	LCR Honda CASTROL	HONDA	1'40.896	8 24	0.957 0.055
18	89 Jorge MARTIN	SPA	Pramac Racing	DUCATI	1'40.926	5 24	0.987 0.030
19	32 Lorenzo SAVADORI	ITA	Aprilia Racing Team Gresini	APRILIA	1'41.016	8 24	1.077 0.090
20	10 Luca MARINI	ITA	SKY VR46 Avintia	DUCATI	1'41.033	5 24	1.094 0.017
21	9 Danilo PETRUCCI	ITA	Tech 3 KTM Factory Racing	KTM	1'41.126	5 5	1.187 0.093

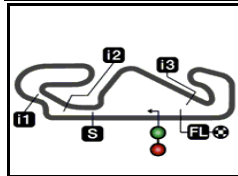
These data/results cannot be reproduced, stored and/or transmitted in whole or in part by any manner of electronic, mechanical, photocopying, recording, broadcasting or otherwise now known or herein after developed without the previous express consent by the copyright owner, except for reproduction in daily press and regular printed publications on sale to the public within 60 days of the event related to those data/results and always provided that copyright symbol appears together as follows below.

© DORNA, 2021

Official MotoGP Timing by TISSOT
www.motogp.com

Barcelona, Sunday, June 06, 2021





4657 m.

GRAN PREMI MONSTER ENERGY DE CATALUNYA

After the Race

Event Best Maximum Speed

33



Rider	Nation Team	Motorcycle	Km/h	
43 Jack MILLER	AUS Ducati Lenovo Team	DUCATI	355.2	Free Practice Nr. 4
89 Jorge MARTIN	SPA Pramac Racing	DUCATI	352.9	Free Practice Nr. 3
5 Johann ZARCO	FRA Pramac Racing	DUCATI	352.9	Free Practice Nr. 3
63 Francesco BAGNAIA	ITA Ducati Lenovo Team	DUCATI	351.7	Free Practice Nr. 3
88 Miguel OLIVEIRA	POR Red Bull KTM Factory Racing	KTM	350.6	Free Practice Nr. 3
93 Marc MARQUEZ	SPA Repsol Honda Team	HONDA	350.6	Qualifying Nr. 1
23 Enea BASTIANINI	ITA Avintia Esponsorama	DUCATI	349.5	Qualifying Nr. 1
33 Brad BINDER	RSA Red Bull KTM Factory Racing	KTM	349.5	Free Practice Nr. 1
44 Pol ESPARGARO	SPA Repsol Honda Team	HONDA	349.5	Qualifying Nr. 1
27 Iker LECUONA	SPA Tech 3 KTM Factory Racing	KTM	347.2	Free Practice Nr. 3
41 Aleix ESPARGARO	SPA Aprilia Racing Team Gresini	APRILIA	347.2	Qualifying Nr. 2
73 Alex MARQUEZ	SPA LCR Honda CASTROL	HONDA	347.2	Race
36 Joan MIR	SPA Team SUZUKI ECSTAR	SUZUKI	347.2	Free Practice Nr. 1
10 Luca MARINI	ITA SKY VR46 Avintia	DUCATI	346.1	Race
30 Takaaki NAKAGAMI	JPN LCR Honda IDEMITSU	HONDA	346.1	Warm Up
9 Danilo PETRUCCI	ITA Tech 3 KTM Factory Racing	KTM	346.1	Free Practice Nr. 1
20 Fabio QUARTARARO	FRA Monster Energy Yamaha MotoGP	YAMAHA	345.0	Qualifying Nr. 2
12 Maverick VIÑALES	SPA Monster Energy Yamaha MotoGP	YAMAHA	345.0	Free Practice Nr. 1
46 Valentino ROSSI	ITA Petronas Yamaha SRT	YAMAHA	343.9	Qualifying Nr. 2
32 Lorenzo SAVADORI	ITA Aprilia Racing Team Gresini	APRILIA	342.8	Free Practice Nr. 3
21 Franco MORBIDELLI	ITA Petronas Yamaha SRT	YAMAHA	341.7	Free Practice Nr. 2

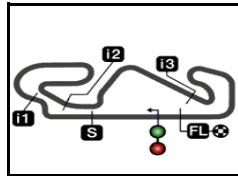
These data/results cannot be reproduced, stored and/or transmitted in whole or in part by any manner of electronic, mechanical, photocopying, recording, broadcasting or otherwise now known or herein after developed without the previous express consent by the copyright owner, except for reproduction in daily press and regular printed publications on sale to the public within 60 days of the event related to those data/results and always provided that copyright symbol appears together as follows below.

© DORNA, 2021

Official MotoGP Timing by TISSOT
www.motogp.com

Barcelona, Sunday, June 06, 2021





4657 m.

GRAN PREMI MONSTER ENERGY DE CATALUNYA

Race

Chronological Analysis of Performances

34

* Lap / Sector time cancelled

T1 Time from finish line to 1st intermediate

T3 Time from 2nd intermed. to 3rd intermed.

P Crossing the finish line in pit lane

T2 Time from 1st intermed. to 2nd intermed.

T4 Time from 3rd intermediate to finish line

**Tyre data subject to further updates

Lap	Lap Time	T1	T2	T3	T4	Speed	Lap	Lap Time	T1	T2	T3	T4	Speed		
1st	88	Miguel OLIVEIRA		KTM		POR	11	1'40.602	17.033	31.702	20.755	31.112	334.3		
		Red Bull KTM Factory Racing					12	1'40.489	16.965	31.749	20.702	31.073	342.8		
		Runs=1	Total laps=24	Full laps=23			13	1'40.493	16.909	31.757	20.754	31.073	332.3		
Run #	1	Front Tyre	Slick-Hard	Rear Tyre	Slick-Hard										
			New Tyre		New Tyre <td></td> <td></td> <td></td> <td></td> <td></td> <td></td> <td></td> <td></td>										
1	1'44.950	20.646	32.228	20.811	31.265	288.0	14	1'40.581	16.994	31.732	20.726	31.129	339.6		
2	1'40.989	17.236	31.778	20.798	31.177	327.2	15	1'40.905	17.098	31.732	20.624	31.451	328.2		
3	1'40.594	17.132	31.700	20.777	30.985	340.6	16	1'41.035	17.085	31.934	20.746	31.270	339.6		
4	1'40.204	17.033	31.610	20.592	30.969	339.6	17	1'41.005	17.003	31.950	20.780	31.272	342.8		
5	1'40.380	17.104	31.652	20.623	31.001	339.6	18	1'40.913	16.925	31.910	20.732	31.346	347.2		
6	1'40.251	16.965	31.688	20.601	30.997	340.6	19	1'40.591	16.868	31.842	20.615	31.266	348.3		
7	1'40.435	16.952	31.658	20.732	31.093	341.7	20	1'40.810	16.834	31.923	20.723	31.330	347.2		
8	1'40.370	16.924	31.727	20.651	31.068	341.7	21	1'40.665	16.855	31.837	20.652	31.321	348.3		
9	1'40.676	16.954	31.814	20.750	31.158	341.7	22	1'40.982	16.854	32.019	20.734	31.375	349.5		
10	1'40.619	16.997	31.840	20.658	31.124	340.6	23	1'40.945	16.882	31.987	20.738	31.338	346.1		
11	1'40.657	16.983	31.826	20.624	31.224	340.6	24	1'40.945	16.920	32.022	20.778	31.225	342.8		
12	1'40.852	16.939	31.987	20.731	31.195	342.8									
13	1'40.499	16.997	31.722	20.684	31.096	335.4	3rd	43	Jack MILLER		DUCATI		AUS		
14	1'40.697	17.020	31.807	20.667	31.203	335.4			Ducati Lenovo Team		Runs=1	Total laps=24	Full laps=23		
15	1'40.619	17.010	31.758	20.673	31.178	339.6			Run #	1	Front Tyre	Slick-Medium	Rear Tyre	Slick-Hard	
16	1'40.748	17.042	31.813	20.727	31.166	339.6						New Tyre		New Tyre	
17	1'40.734	17.055	31.795	20.659	31.225	339.6			1	1'44.894	20.549	32.058	20.913	31.374	292.6
18	1'40.902	17.007	31.896	20.746	31.253	340.6			2	1'41.274	17.094	32.163	20.933	31.084	340.6
19	1'40.852	17.103	31.818	20.703	31.228	339.6			3	1'40.816	17.078	31.778	20.830	31.130	347.2
20	1'41.032	17.049	31.913	20.770	31.300	338.5			4	1'40.676	17.016	31.666	20.712	31.282	346.1
21	1'40.893	16.970	31.881	20.673	31.369	340.6			5	1'40.306	17.034	31.638	20.591	31.043	347.2
22	1'41.107	17.076	31.918	20.826	31.287	339.6			6	1'41.195	16.975	32.181	20.809	31.230	345.0
23	1'41.390	17.114	31.979	20.892	31.405	339.6			7	1'40.397	17.010	31.659	20.651	31.077	349.5
24	1'41.299	17.108	31.968	20.844	31.379	340.6			8	1'40.323	16.990	31.638	20.632	31.063	348.3
									9	1'40.474	16.921	31.599	20.787	31.167	343.9
									10	1'40.452	17.031	31.618	20.728	31.075	340.6
									11	1'40.652	17.063	31.586	20.711	31.292	345.0
									12	1'40.455	16.964	31.647	20.669	31.175	348.3
									13	1'40.571	16.929	31.706	20.746	31.190	350.6
									14	1'41.061	17.220	31.765	20.806	31.270	339.6
									15	1'40.857	17.085	31.711	20.785	31.276	341.7
									16	1'41.073	17.049	31.931	20.801	31.292	335.4
									17	1'40.897	17.056	31.762	20.745	31.334	338.5
									18	1'40.833	17.033	31.659	20.814	31.327	342.8
									19	1'40.823	17.079	31.762	20.797	31.185	341.7
									20	1'40.795	16.943	31.785	20.757	31.310	347.2
									21	1'40.817	17.015	31.783	20.735	31.284	346.1
									22	1'41.472	17.213	31.854	20.741	31.664	339.6
									23	1'41.536	17.141	31.999	20.918	31.478	347.2
									24	1'41.090	17.038	31.893	20.807	31.352	327.2

Fastest Lap: Johann ZARCO Pramac Racing FRA **1'39.939** 16.869 31.621 20.533 30.916

These data/results cannot be reproduced, stored and/or transmitted in whole or in part by any manner of electronic, mechanical, photocopying, recording, broadcasting or otherwise now known or herein after developed without the previous express consent by the copyright owner, except for reproduction in daily press and regular printed publications on sale to the public within 60 days of the event related to those data/results and always provided that copyright symbol appears together as follows below.
© DORNA, 2021



Race

MotoGP

Lap	Lap Time	T1	T2	T3	T4	Speed	Lap	Lap Time	T1	T2	T3	T4	Speed					
4th	20	Fabio QUARTARARO YAMAHA FRA					22	1'41.619	17.116	32.107	20.882	31.514	340.6					
		Monster Energy Yamaha MotoGP					23	1'41.590	17.075	32.181	20.819	31.515	340.6					
		Runs=1	Total laps=24	Full laps=21	24	1'41.756	17.081	32.249	20.875	31.551	339.6							
<i>Run #</i>	<i>1</i>	<i>Front Tyre</i>	<i>Slick-Medium</i>	<i>Rear Tyre</i>	<i>Slick-Hard</i>		6th						12	Maverick VIÑALES YAMAHA SPA	Monster Energy Yamaha MotoGP	Runs=1	Total laps=24	Full laps=21
			<i>New Tyre</i>	<i>New Tyre</i>		<i>Run #</i>	<i>1</i>	<i>Front Tyre</i>	<i>Slick-Medium</i>	<i>Rear Tyre</i>	<i>Slick-Medium</i>	<i>New Tyre</i>						
1	1'45.111	20.807	32.254	20.832	31.218	287.2	1	1'45.847	21.096	32.334	21.244	31.173	290.3					
2	1'41.717 *	17.265	31.862	21.398*	31.192	326.2	2	1'41.153	17.286	31.708	20.985	31.174	334.3					
3	1'40.714	17.266	31.766	20.700	30.982	334.3	3	1'41.253 *	17.255	31.790	20.754*	31.454	320.4					
4	1'40.547	17.098	31.649	20.710	31.090	333.3	4	1'40.423 *	17.166	31.545	20.649*	31.063	331.2					
5	1'40.349	17.131	31.550	20.651	31.017	338.5	5	1'40.431	17.056	31.708	20.741	30.926	337.5					
6	1'40.109	17.010	31.524	20.695	30.880	340.6	6	1'41.407	17.500	32.037	20.739	31.131	334.3					
7	1'40.313	17.052	31.579	20.649	31.033	339.6	7	1'40.728	17.261	31.954	20.670	30.843	329.2					
8	1'40.254	16.999	31.570	20.596	31.089	338.5	8	1'40.434	17.063	31.757	20.572	31.042	324.3					
9	1'40.246	16.997	31.639	20.628	30.982	338.5	9	1'40.247	16.999	31.610	20.656	30.982	340.6					
10	1'40.265	16.985	31.665	20.694	30.921	339.6	10	1'40.841	17.107	31.780	20.528	31.426	322.3					
11	1'40.613	17.089	31.752	20.688	31.084	338.5	11	1'40.731	17.259	31.684	20.678	31.110	327.2					
12	1'40.475	17.050	31.674	20.663	31.088	341.7	12	1'40.514	17.097	31.690	20.594	31.133	340.6					
13	1'40.589	17.066	31.717	20.678	31.128	337.5	13	1'40.476	17.129	31.660	20.624	31.063	340.6					
14	1'41.183	17.295	31.972	20.763	31.153	334.3	14	1'40.466	17.051	31.708	20.594	31.113	338.5					
15	1'40.616	17.092	31.790	20.641	31.093	338.5	15	1'40.501	17.031	31.699	20.640	31.131	340.6					
16	1'40.769	17.077	31.832	20.735	31.125	338.5	16	1'40.627	17.122	31.741	20.651	31.113	339.6					
17	1'40.869	17.069	31.765	20.731	31.304	336.4	17	1'40.831	17.068	31.776	20.702	31.285	340.6					
18	1'40.670	16.964	31.770	20.752	31.184	339.6	18	1'41.120	17.142	31.856	20.770	31.352	327.2					
19	1'41.033	17.159	31.900	20.815	31.159	337.5	19	1'41.347	17.141	32.087	20.839	31.280	332.3					
20	1'40.834	17.029	31.844	20.772	31.189	338.5	20	1'41.469	17.244	31.972	20.775	31.478	334.3					
21	1'41.593	17.054	32.183	20.918	31.438	338.5	21	1'41.405	17.070	32.038	20.850	31.447	341.7					
22	1'42.021 *	17.326*	32.351	20.825	31.519	336.4	22	1'41.615	17.217	32.012	20.900	31.486	336.4					
23	1'41.395	17.129	31.981	20.841	31.444	339.6	23	1'41.673	17.203	32.096	20.884	31.490	336.4					
24	1'41.279	17.064	32.012	20.828	31.375	339.6	24	1'42.491	17.124	32.244	20.921	32.202	339.6					

5th		36	Joan MIR SUZUKI SPA			7th								63	Francesco BAGNAIA DUCATI ITA	Ducati Lenovo Team	Runs=1	Total laps=24	Full laps=22	
			Team SUZUKI ECSTAR					<i>Run #</i>	<i>1</i>	<i>Front Tyre</i>	<i>Slick-Medium</i>	<i>Rear Tyre</i>	<i>Slick-Medium</i>							<i>New Tyre</i>
			Runs=1	Total laps=24	Full laps=22	1	1'45.295	21.300	32.089	20.883	31.023	278.3	1	1'46.926	21.526	32.837	21.237	31.326	293.4	
						2	1'41.019	17.263	31.861	20.957	30.938	329.2	2	1'40.535	17.016	31.658	20.837	31.024	331.2	
						3	1'40.900	17.172	31.768	20.983	30.977	339.6	3	1'40.996	17.357	31.788	20.723	31.128	308.5	
						4	1'40.617	17.157	31.717	20.582	31.161	325.3	4	1'40.931	17.146	32.043	20.744	30.998	331.2	
						5	1'40.286	17.149	31.611	20.633	30.893	336.4	5	1'40.530	17.058	31.682	20.722	31.068	328.2	
						6	1'40.228	17.043	31.579	20.681	30.925	339.6	6	1'41.210	17.100	32.027	20.905	31.178	331.2	
						7	1'40.749 *	17.208	31.809	20.716*	31.016	341.7	7	1'40.773	17.080	31.851	20.760	31.082	331.2	
						8	1'40.229	17.075	31.590	20.659	30.905	341.7	8	1'40.531	16.973	31.728	20.714	31.116	339.6	
						9	1'40.398	17.041	31.632	20.710	31.015	340.6	9	1'40.708	16.966	31.905	20.692	31.145	343.9	
						10	1'40.384	17.015	31.705	20.713	30.951	341.7	10	1'40.597	16.895	31.849	20.731	31.122	348.3	
						11	1'40.578	17.083	31.676	20.753	31.066	340.6	11	1'40.578	16.969	31.787	20.742	31.080	329.2	
						12	1'40.681	17.026	31.784	20.726	31.145	342.8	12	1'40.502	16.837	31.786	20.661	31.218	349.5	
						13	1'40.762	17.095	31.867	20.728	31.072	343.9	13	1'40.623 *	16.895	31.777	20.730*	31.221	348.3	
						14	1'40.810	17.004	31.839	20.840	31.127	341.7	14	1'40.881	16.931	31.715	20.743	31.492	346.1	
						15	1'40.953	17.095	31.735	20.716	31.407	340.6	15	1'40.803	16.952	31.832	20.735	31.284	347.2	
						16	1'41.782	17.355	32.068	21.065	31.294	335.4	16	1'40.931	17.030	31.809	20.702	31.390	346.1	
						17	1'41.152	17.154	31.880	20.754	31.364	337.5	17	1'40.781	16.941	31.776	20.720	31.344	345.0	
						18	1'41.121	17.023	31.933	20.787	31.378	343.9								
						19	1'41.289	17.001	32.032	20.873	31.383	343.9								
						20	1'41.392	17.083	32.018	20.834	31.457	340.6								
						21	1'41.484	17.092	32.087	20.843	31.462	341.7								

Fastest Lap: Johann ZARCO Pramac Racing FRA 1'39.939 16.869 31.621 20.533 30.916

These data/results cannot be reproduced, stored and/or transmitted in whole or in part by any manner of electronic, mechanical, photocopying, recording, broadcasting or otherwise now known or herein after developed without the previous express consent by the copyright owner, except for reproduction in daily press and regular printed publications on sale to the public within 60 days of the event related to those data/results and always provided that copyright symbol appears together as follows below.

© DORNA, 2021

Official MotoGP Timing by **TISSOT**
www.motogp.com

Barcelona, Sunday, June 06, 2021

Page 2 of 6



Race

MotoGP

Lap	Lap Time	T1	T2	T3	T4	Speed	Lap	Lap Time	T1	T2	T3	T4	Speed
18	1'40.829	16.899	31.833	20.637	31.460	347.2	14	1'41.181	17.174	31.947	20.840	31.220	335.4
19	1'41.006	16.982	31.861	20.761	31.402	343.9	15	1'41.321	17.270	31.875	20.891	31.285	333.3
20	1'41.437	17.082	31.983	20.854	31.518	347.2	16	1'41.318	17.262	31.866	20.849	31.341	333.3
21	1'41.959	17.162	32.126	20.989	31.682	347.2	17	1'41.269	17.196	31.793	20.845	31.435	333.3
22	1'41.777	17.096	32.065	20.955	31.661	340.6	18	1'41.494	17.334	31.920	20.786	31.454	332.3
23	1'41.911	17.055	32.252	20.957	31.647	349.5	19	1'41.310	17.258	31.922	20.734	31.396	332.3
24	1'42.169	16.989	32.115	21.099	31.966	347.2	20	1'41.594	17.262	32.026	20.801	31.505	332.3

8th **33** **Brad BINDER** KTM RSA
Red Bull KTM Factory Racing
Runs=1 Total laps=24 Full laps=23

Run #	1	Front Tyre	Slick-Hard	Rear Tyre	Slick-Hard	Speed
		New Tyre		New Tyre		
1	1'46.026	21.417	32.309	21.006	31.294	288.7
2	1'41.193	17.402	31.630	20.873	31.288	324.3
3	1'41.499	17.483	31.757	20.660	31.599	313.0
4	1'40.459	17.111	31.660	20.643	31.045	325.3
5	1'40.406	17.012	31.682	20.648	31.064	343.9
6	1'41.191	17.225	32.015	20.861	31.090	323.3
7	1'40.910	17.134	31.971	20.713	31.092	323.3
8	1'40.488	17.083	31.623	20.593	31.189	334.3
9	1'40.663	17.145	31.813	20.638	31.067	330.2
10	1'40.706	17.081	31.841	20.584	31.200	339.6
11	1'40.636	16.994	31.680	20.675	31.287	346.1
12	1'40.909	17.207	31.711	20.732	31.259	336.4
13	1'40.769	17.058	31.843	20.712	31.156	338.5
14	1'40.621	17.001	31.703	20.662	31.255	339.6
15	1'40.797	17.081	31.854	20.695	31.167	337.5
16	1'40.916	17.108	31.838	20.671	31.299	333.3
17	1'41.005	17.070	31.765	20.772	31.398	335.4
18	1'40.759	16.981	31.794	20.674	31.310	347.2
19	1'40.898	17.037	31.922	20.732	31.207	338.5
20	1'41.348	17.103	31.968	20.815	31.462	338.5
21	1'41.458	17.005	32.045	20.777	31.631	346.1
22	1'41.996	17.068	32.182	21.100	31.646	345.0
23	1'42.379	17.174	32.521	20.961	31.723	343.9
24	1'42.095	17.145	32.133	20.975	31.842	340.6

9th **21** **Franco MORBIDELLI** YAMAHA ITA
Petronas Yamaha SRT
Runs=1 Total laps=24 Full laps=23

Run #	1	Front Tyre	Slick-Medium	Rear Tyre	Slick-Hard	Speed
		New Tyre		New Tyre		
1	1'46.674	21.089	32.895	21.063	31.627	288.7
2	1'41.959	17.769	31.847	20.899	31.444	315.7
3	1'41.083	17.299	31.735	20.880	31.169	321.4
4	1'41.206	17.336	31.805	20.943	31.122	318.5
5	1'40.932	17.249	31.731	20.801	31.151	329.2
6	1'40.997	17.353	31.643	20.803	31.198	323.3
7	1'40.906	17.203	31.744	20.792	31.167	333.3
8	1'40.702	17.160	31.748	20.701	31.093	336.4
9	1'40.702	17.186	31.685	20.751	31.080	331.2
10	1'40.746	17.164	31.742	20.695	31.145	336.4
11	1'41.013	17.176	31.750	20.834	31.253	335.4
12	1'41.130	17.154	31.735	20.857	31.384	333.3
13	1'40.975	17.149	31.772	20.831	31.223	335.4

21 **1'41.895** 17.300 32.123 20.837 31.635 332.3
22 **1'42.341** 17.340 32.222 21.216 31.563 332.3
23 **1'42.134** 17.347 32.149 21.012 31.626 333.3
24 **1'42.519** 17.321 32.290 21.097 31.811 333.3

10th **23** **Enea BASTIANINI** DUCATI ITA
Avintia Esponsorama
Runs=1 Total laps=24 Full laps=23

Run #	1	Front Tyre	Slick-Medium	Rear Tyre	Slick-Medium	Speed
		New Tyre		New Tyre		
1	1'47.602	21.904	32.715	21.424	31.559	289.5
2	1'41.388	17.371	32.032	20.863	31.122	324.3
3	1'41.433	17.311	32.046	20.852	31.224	321.4
4	1'41.201	17.084	31.859	20.862	31.396	337.5
5	1'41.005	17.148	31.880	20.839	31.138	334.3
6	1'40.908	17.143	31.771	20.755	31.239	325.3
7	1'40.834	17.104	31.787	20.798	31.145	336.4
8	1'40.831	17.071	31.773	20.784	31.203	335.4
9	1'41.022	17.177	31.845	20.827	31.173	320.4
10	1'41.150	17.136	31.858	20.777	31.379	326.2
11	1'41.167	17.078	31.889	20.808	31.392	338.5
12	1'41.030	17.045	31.878	20.756	31.351	341.7
13	1'41.035	17.007	31.908	20.814	31.306	345.0
14	1'41.127	17.012	31.988	20.740	31.387	339.6
15	1'41.511	17.204	32.044	20.803	31.460	339.6
16	1'41.461	17.111	32.046	20.828	31.476	340.6
17	1'41.666	17.141	32.064	20.866	31.595	337.5
18	1'41.803	17.196	32.160	20.856	31.591	338.5
19	1'41.923	17.263	32.224	20.920	31.516	337.5
20	1'41.914	17.175	32.162	20.905	31.672	340.6
21	1'41.988	17.189	32.162	20.978	31.659	340.6
22	1'42.386	17.244	32.302	21.024	31.816	340.6
23	1'42.315	17.276	32.320	21.035	31.684	340.6
24	1'42.346	17.135	32.362	21.021	31.828	341.7

11th **73** **Alex MARQUEZ** HONDA SPA
LCR Honda CASTROL
Runs=1 Total laps=24 Full laps=22

Run #	1	Front Tyre	Slick-Medium	Rear Tyre	Slick-Soft	Speed
		New Tyre		New Tyre		
1	1'47.265	21.962	32.757	21.116	31.430	292.6
2	1'41.873	17.615	32.191	20.939	31.128	322.3
3	1'41.600	17.291	32.314	20.844	31.151	314.8
4	1'40.982	17.170	31.783	20.883	31.146	333.3
5	1'41.064	17.296	31.818	20.758	31.192	324.3
6	1'41.071	17.258	31.780	20.690	31.343	325.3
7	1'41.147	17.172	31.848	20.785	31.342	329.2
8	1'40.896	17.085	31.803	20.791	31.217	332.3
9	1'41.011	17.161	31.885	20.736	31.229	337.5

Fastest Lap: Johann ZARCO Pramac Racing FRA **1'39.939** 16.869 31.621 20.533 30.916

These data/results cannot be reproduced, stored and/or transmitted in whole or in part by any manner of electronic, mechanical, photocopying, recording, broadcasting or otherwise now known or herein after developed without the previous express consent by the copyright owner, except for reproduction in daily press and regular printed publications on sale to the public within 60 days of the event related to those data/results and always provided that copyright symbol appears together as follows below.
© DORNA, 2021



Race

MotoGP

Lap	Lap Time	T1	T2	T3	T4	Speed	Lap	Lap Time	T1	T2	T3	T4	Speed
10	1'41.262	17.152	31.995	20.832	31.283	338.5	6	1'40.845	17.303	31.663	20.804	31.075	323.3
11	1'41.129	17.119	31.850	20.777	31.383	339.6	7	1'40.922	17.259	31.678	20.799	31.186	316.7
12	1'40.936	17.031	31.908	20.694	31.303	343.9	8	1'40.805	17.176	31.641	20.802	31.186	323.3
13	1'41.012	17.115	31.862	20.828	31.207	347.2	9	1'41.124	17.221	31.819	20.854	31.230	324.3
14	1'41.314	17.169	31.950	20.812	31.383	337.5	10	1'44.992 *	20.239*	32.500	20.887	31.366	333.3
15	1'41.326	17.098	32.048	20.787	31.393	338.5	11	1'45.876 *	20.223*	32.793	21.301	31.559	320.4
16	1'41.928	17.242	32.035	20.782	31.869	340.6	12	1'41.126	17.218	31.753	20.766	31.389	338.5
17	1'41.612	17.146	32.037	20.841	31.588	342.8	13	1'40.849	17.242	31.696	20.812	31.099	336.4
18	1'41.664	17.135	32.166	20.828	31.535	341.7	14	1'40.637	17.174	31.646	20.691	31.126	334.3
19	1'41.865	17.253	32.215	20.918	31.479	340.6	15	1'40.990	17.116	31.772	20.772	31.330	339.6
20	1'42.161	17.357	32.205	20.922	31.677	340.6	16	1'41.837	17.244	32.058	20.831	31.704	328.2
21	1'42.191	17.253	32.256	20.984	31.698	343.9	17	1'41.709	17.277	31.933	20.975	31.524	336.4
22	1'42.331	17.294	32.296	21.011	31.730	336.4	18	1'41.382	17.244	31.920	20.755	31.463	338.5
23	1'42.725 *	17.256	32.476	21.161*	31.832	339.6	19	1'41.521	17.282	31.985	20.856	31.398	337.5
24	1'43.034	17.292	32.544	21.164	32.034	340.6	20	1'41.904	17.231	32.129	21.000	31.544	338.5

12th 10 Luca MARINI DUCATI ITA
SKY VR46 Avintia

Runs=1 Total laps=24 Full laps=22

Run #	1	Front Tyre	Slick-Medium	Rear Tyre	Slick-Medium	Speed
		New Tyre		New Tyre		
1	1'48.327	22.072	33.361	21.252	31.642	292.6
2	1'42.116	17.340	32.302	21.119	31.355	330.2
3	1'41.369	17.194	31.950	20.886	31.339	336.4
4	1'41.090	17.152	31.861	20.881	31.196	337.5
5	1'41.033	17.136	31.879	20.865	31.153	343.9
6	1'41.179	17.094	31.908	20.979	31.198	335.4
7	1'41.072	17.068	31.754	20.818	31.432	336.4
8	1'41.235	17.127	31.795	20.697	31.616	341.7
9	1'41.066	17.115	31.851	20.820	31.280	338.5
10	1'43.201 *	17.872*	32.851	20.998	31.480	346.1
11	1'41.247	17.130	31.838	20.868	31.411	338.5
12	1'41.271	17.055	31.996	20.904	31.316	342.8
13	1'41.046	17.076	31.861	20.764	31.345	342.8
14	1'41.174	17.110	31.847	20.891	31.326	340.6
15	1'41.365	17.076	31.949	20.908	31.432	340.6
16	1'41.532	17.131	31.982	20.937	31.482	339.6
17	1'41.538	17.152	32.021	20.797	31.568	338.5
18	1'41.552	17.102	32.043	20.954	31.453	339.6
19	1'41.580	17.155	32.145	20.881	31.399	339.6
20	1'41.726	17.212	32.086	20.835	31.593	339.6
21	1'41.938	17.145	32.176	21.008	31.609	341.7
22	1'41.968	17.131	32.172	20.983	31.682	340.6
23	1'42.105	17.158	32.238	21.088	31.621	342.8
24	1'42.552	17.191	32.404	21.140	31.817	339.6

13th 30 Takaaki NAKAGAMI HONDA JPN
LCR Honda IDEMITSU

Runs=1 Total laps=24 Full laps=20

Run #	1	Front Tyre	Slick-Hard	Rear Tyre	Slick-Medium	Speed
		New Tyre		New Tyre		
1	1'47.325	21.770	33.241	21.167	31.147	282.7
2	1'41.012	17.389	31.707	20.837	31.079	307.6
3	1'41.048	17.190	31.679	20.750	31.429	331.2
4	1'41.109	17.297	31.735	20.934	31.143	325.3
5	1'41.765 *	17.499*	32.204	20.943	31.119	343.9

14th 89 Jorge MARTIN DUCATI SPA
Pramac Racing

Runs=1 Total laps=24 Full laps=21

Run #	1	Front Tyre	Slick-Medium	Rear Tyre	Slick-Medium	Speed
		New Tyre		New Tyre		
1	1'48.172	22.056	33.259	21.178	31.679	275.5
2	1'42.868 *	17.397*	33.115	20.949	31.407	340.6
3	1'41.395	17.296	32.047	20.819	31.233	329.2
4	1'41.259	17.156	31.880	20.921	31.302	332.3
5	1'40.926	17.008	31.937	20.734	31.247	331.2
6	1'41.034	17.087	31.868	20.842	31.237	326.2
7	1'41.237	17.057	31.915	20.824	31.441	323.3
8	1'41.297	17.020	31.981	20.703	31.593	339.6
9	1'41.529	17.163	32.012	20.943	31.411	333.3
10	1'42.133	17.218	32.523	20.987	31.405	338.5
11	1'42.956	17.204	33.208	20.909	31.635	331.2
12	1'41.236	17.052	31.907	20.810	31.467	331.2
13	1'41.280	16.947	32.037	20.776	31.520	348.3
14	1'41.518	17.093	32.015	20.790	31.620	341.7
15	1'41.465	17.222	31.995	20.767	31.481	343.9
16	1'42.099	17.164	32.132	21.139	31.664	341.7
17	1'41.812	17.274	32.018	20.931	31.589	329.2
18	1'41.732	17.239	32.095	20.842	31.556	329.2
19	1'41.878	17.135	32.140	20.989	31.614	338.5
20	1'42.217	17.264	32.169	21.018	31.766	339.6
21	1'42.719 *	17.252	32.398	21.110*	31.959	334.3
22	1'42.558	17.200	32.401	21.042	31.915	342.8
23	1'42.775	17.195	32.427	21.188	31.965	337.5
24	1'42.729	17.298	32.414	21.107	31.910	337.5

15th 32 Lorenzo SAVADORI APRILIA ITA
Aprilia Racing Team Gresini

Runs=1 Total laps=24 Full laps=23

Run #	1	Front Tyre	Slick-Medium	Rear Tyre	Slick-Hard	Speed
		New Tyre		New Tyre		
1	1'48.507	22.165	33.338	21.376	31.628	290.3

Fastest Lap: Johann ZARCO Pramac Racing FRA 1'39.939 16.869 31.621 20.533 30.916

These data/results cannot be reproduced, stored and/or transmitted in whole or in part by any manner of electronic, mechanical, photocopying, recording, broadcasting or otherwise now known or herein after developed without the previous express consent by the copyright owner, except for reproduction in daily press and regular printed publications on sale to the public within 60 days of the event related to those data/results and always provided that copyright symbol appears together as follows below.
© DORNA, 2021



Race

MotoGP

Lap	Lap Time	T1	T2	T3	T4	Speed	Lap	Lap Time	T1	T2	T3	T4	Speed
2	1'42.186	17.306	32.346	21.045	31.489	324.3	5	1'41.554	17.518	32.142	20.803	31.091	334.3
3	1'41.368	17.264	31.924	20.852	31.328	331.2	6	1'41.074	17.208	31.976	20.699	31.191	331.2
4	1'41.076	17.252	31.755	20.869	31.200	328.2	7	1'40.925	17.202	31.811	20.759	31.153	337.5
5	1'41.067	17.078	31.978	20.771	31.240	338.5	8	1'40.911	17.124	31.812	20.697	31.278	338.5
6	1'41.152	17.188	31.825	20.905	31.234	330.2	9	1'40.841	17.205	31.784	20.715	31.137	334.3
7	1'41.271	17.153	31.867	20.846	31.405	337.5	10	1'41.075	17.167	31.822	20.828	31.258	335.4
8	1'41.016	17.124	31.802	20.636	31.454	339.6	11	1'41.245	17.251	31.787	20.780	31.427	333.3
9	1'41.158	17.139	31.921	20.783	31.315	337.5	12	1'41.140	17.127	31.889	20.761	31.363	335.4
10	1'42.843	18.053	32.285	20.950	31.555	341.7	13	1'41.199	17.158	31.972	20.853	31.216	339.6
11	1'42.129	17.600	31.969	20.928	31.632	323.3	14	1'41.216	17.164	31.832	20.831	31.389	338.5
12	1'42.019	17.201	32.134	20.938	31.746	339.6	15	1'41.389	17.273	31.968	20.817	31.331	334.3
13	1'41.869	17.391	32.136	20.939	31.403	339.6	unfinished	17.192	31.873	20.753		339.6	
14	1'41.725	17.333	32.015	20.854	31.523	334.3							
15	1'41.941	17.379	32.050	20.917	31.595	332.3							
16	1'42.053	17.288	32.172	20.926	31.667	335.4							
17	1'42.398	17.335	32.186	21.041	31.836	335.4							
18	1'43.182	17.422	32.450	21.127	32.183	336.4							
19	1'43.496	17.650	32.650	21.130	32.066	334.3							
20	1'43.543	17.626	32.576	21.257	32.084	332.3							
21	1'43.920	17.599	32.709	21.297	32.315	336.4							
22	1'43.890	17.472	32.736	21.436	32.246	335.4							
23	1'44.072	17.521	32.868	21.387	32.296	335.4							
24	1'44.159	17.581	32.866	21.403	32.309	335.4							

16th 27 Iker LECUONA KTM SPA
Tech 3 KTM Factory Racing
Runs=1 Total laps=17 Full laps=13

Run #	1	Front Tyre	Slick-Medium	Rear Tyre	Slick-Hard	
		New Tyre		New Tyre		
1	1'46.802	21.532	32.514	21.298	31.458	298.3
2	1'41.112	17.303	31.940	20.733	31.136	330.2
3	1'41.179	17.215	31.779	20.826	31.359	330.2
4	1'41.297 *	17.215	31.984	20.804*	31.294	331.2
5	1'41.090 *	17.474	31.730	20.736*	31.150	339.6
6	1'40.914	17.245	31.698	20.658	31.313	333.3
7	1'40.768	17.223	31.779	20.687	31.079	340.6
8	1'40.690	17.149	31.726	20.647	31.168	336.4
9	1'40.635	17.054	31.747	20.728	31.106	340.6
10	1'40.714	17.134	31.709	20.728	31.143	341.7
11	1'41.069	17.197	31.810	20.793	31.269	339.6
12	1'40.979	17.118	31.868	20.773	31.220	337.5
13	1'40.935	17.128	31.805	20.819	31.183	340.6
14	1'41.275	17.163	31.945	20.891	31.276	338.5
15	1'41.180	17.125	31.899	20.830	31.326	338.5
16	1'41.248	17.236	31.876	20.858	31.278	337.5
unfinished		17.246	31.879	20.826		337.5

17th 46 Valentino ROSSI YAMAHA ITA
Petronas Yamaha SRT
Runs=1 Total laps=16 Full laps=14

Run #	1	Front Tyre	Slick-Medium	Rear Tyre	Slick-Hard	
		New Tyre		New Tyre		
1	1'47.481	21.608	32.927	21.263	31.683	294.2
2	1'41.919	17.642	32.071	21.030	31.176	306.8
3	1'41.224	17.364	31.887	20.705	31.268	319.5
4	1'41.318	17.390	31.862	20.927	31.139	321.4

18th 41 Aleix ESPARGARO APRILIA SPA
Aprilia Racing Team Gresini
Runs=1 Total laps=11 Full laps=9

Run #	1	Front Tyre	Slick-Medium	Rear Tyre	Slick-Soft	
		New Tyre		New Tyre		
1	1'45.501	21.190	32.306	20.939	31.066	288.0
2	1'40.971	17.300	31.732	20.978	30.961	324.3
3	1'40.628	17.214	31.717	20.691	31.006	325.3
4	1'40.652	17.108	31.638	20.560	31.346	323.3
5	1'40.991	17.356	31.773	20.737	31.125	328.2
6	1'41.631	17.703	31.931	20.784	31.213	330.2
7	1'40.555	17.256	31.585	20.621	31.093	337.5
8	1'40.234	17.022	31.588	20.562	31.062	340.6
9	1'40.624	17.100	31.594	20.804	31.126	339.6
10	1'40.893	17.071	31.720	20.567	31.535	341.7
unfinished		17.588	31.720	20.665		343.9

19th 93 Marc MARQUEZ HONDA SPA
Repsol Honda Team
Runs=1 Total laps=8 Full laps=6

Run #	1	Front Tyre	Slick-Hard	Rear Tyre	Slick-Medium	
		New Tyre		New Tyre		
1	1'46.226	21.602	32.570	20.943	31.111	289.5
2	1'41.076	17.309	31.637	20.846	31.284	333.3
3	1'40.614	17.287	31.664	20.664	30.999	312.1
4	1'40.379	17.090	31.697	20.604	30.988	335.4
5	1'40.585	17.175	31.652	20.643	31.115	321.4
6	1'41.573	17.311	32.307	20.800	31.155	338.5
7	1'40.681	17.053	31.911	20.686	31.031	342.8
unfinished		17.042	31.715	20.537		328.2

20th 9 Danilo PETRUCCI KTM ITA
Tech 3 KTM Factory Racing
Runs=1 Total laps=6 Full laps=4

Run #	1	Front Tyre	Slick-Hard	Rear Tyre	Slick-Hard	
		New Tyre		New Tyre		
1	1'47.939	21.750	33.195	21.497	31.497	300.0
2	1'41.667	17.516	31.887	21.118	31.146	327.2
3	1'41.356	17.370	31.964	20.862	31.160	332.3
4	1'41.254	17.318	31.820	20.885	31.231	331.2
5	1'41.126	17.328	31.911	20.838	31.049	338.5
unfinished		17.131	31.658			338.5

Fastest Lap: Johann ZARCO Pramac Racing FRA 1'39.939 16.869 31.621 20.533 30.916

These data/results cannot be reproduced, stored and/or transmitted in whole or in part by any manner of electronic, mechanical, photocopying, recording, broadcasting or otherwise now known or herein after developed without the previous express consent by the copyright owner, except for reproduction in daily press and regular printed publications on sale to the public within 60 days of the event related to those data/results and always provided that copyright symbol appears together as follows below.
© DORNA, 2021



Race

MotoGP

Lap	Lap Time	T1	T2	T3	T4	Speed	Lap	Lap Time	T1	T2	T3	T4	Speed
21st	44	Poi ESPARGARO		HONDA		SPA							
		Repsol Honda Team											
		Runs=1		Total laps=5		Full laps=3							
Run #	1	Front Tyre	Slick-Hard	Rear Tyre	Slick-Medium								
		New Tyre		New Tyre									
1	1'46.994	21.643	32.619	21.048	31.684	295.8							
2	1'40.745	17.254	31.606	20.673	31.212	323.3							
3	1'41.523	17.214	31.822	20.714	31.773	324.3							
4	1'40.660	17.224	31.685	20.703	31.048	322.3							
	unfinished	17.111				334.3							

Fastest Lap:	Johann ZARCO	Pramac Racing	FRA	1'39.939	16.869	31.621	20.533	30.916
---------------------	--------------	---------------	-----	-----------------	--------	--------	--------	--------

These data/results cannot be reproduced, stored and/or transmitted in whole or in part by any manner of electronic, mechanical, photocopying, recording, broadcasting or otherwise now known or herein after developed without the previous express consent by the copyright owner, except for reproduction in daily press and regular printed publications on sale to the public within 60 days of the event related to those data/results and always provided that copyright symbol appears together as follows below.

© DORNA, 2021

Official MotoGP Timing by **TISSOT**
www.motogp.com

Barcelona, Sunday, June 06, 2021

Page 6 of 6



GRAN PREMI MONSTER ENERGY DE CATALUNYA

Race

Analysis by Lap

35

Num Lap Time Gap

Num	Lap	Time	Gap	Num	Lap	Time	Gap	Num	Lap	Time	Gap
Lap 1											
43	1'	44.894		30	1'	41.048	2.852	5	1'	41.090	2.713
88	1'	44.950	0.056	21	1'	41.083	3.183	41	1'	41.631	3.006
20	1'	45.111	0.217	23	1'	41.433	3.890	93	1'	41.573	3.085
36	1'	45.295	0.401	46	1'	41.224	4.091	12	1'	41.407	3.146
41	1'	45.501	0.607	73	1'	41.600	4.205	33	1'	41.191	3.406
5	1'	45.640	0.746	9	1'	41.356	4.429	63	1'	41.210	3.760
12	1'	45.847	0.953	10	1'	41.369	5.279	27	1'	40.914	5.026
33	1'	46.026	1.132	32	1'	41.368	5.528	21	1'	40.997	5.483
93	1'	46.226	1.332	89	1'	41.395	5.902	30	1'	40.845	5.736
21	1'	46.674	1.780	Lap 4				23	1'	40.908	6.169
27	1'	46.802	1.908	88	1'	40.204		73	1'	41.071	6.487
63	1'	46.926	2.032	43	1'	40.676	0.923	46	1'	41.074	7.202
44	1'	46.994	2.100	41	1'	40.652	1.015	10	1'	41.179	7.746
73	1'	47.265	2.371	36	1'	40.617	1.094	32	1'	41.152	7.988
30	1'	47.325	2.431	20	1'	40.547	1.352	89	1'	41.034	8.286
46	1'	47.481	2.587	93	1'	40.379	1.558	Lap 7			
23	1'	47.602	2.708	5	1'	40.744	1.751	88	1'	40.435	
9	1'	47.939	3.045	12	1'	40.423	1.939	20	1'	40.313	1.057
89	1'	48.172	3.278	33	1'	40.459	2.440	36	1'	40.749	1.291
10	1'	48.327	3.433	63	1'	40.931	2.651	43	1'	40.397	1.755
32	1'	48.507	3.613	44	1'	40.660	3.185	5	1'	40.258	2.536
Lap 2				27	1'	41.297	3.653	41	1'	40.555	3.126
88	1'	40.989		30	1'	41.109	3.757	93	1'	40.681	3.331
43	1'	41.274	0.229	21	1'	41.206	4.185	12	1'	40.728	3.439
36	1'	41.019	0.375	23	1'	41.201	4.887	33	1'	40.910	3.881
41	1'	40.971	0.533	73	1'	40.982	4.983	63	1'	40.773	4.098
20	1'	41.717	0.889	46	1'	41.318	5.205	27	1'	40.768	5.359
5	1'	41.271	0.972	9	1'	41.254	5.479	21	1'	40.906	5.954
12	1'	41.153	1.061	10	1'	41.090	6.165	30	1'	40.922	6.223
33	1'	41.193	1.280	32	1'	41.076	6.400	23	1'	40.834	6.568
93	1'	41.076	1.363	89	1'	41.259	6.957	73	1'	41.147	7.199
63	1'	40.535	1.522	Lap 5				46	1'	40.925	7.692
44	1'	40.745	1.800	88	1'	40.380		10	1'	41.072	8.383
27	1'	41.112	1.975	43	1'	40.306	0.849	32	1'	41.271	8.824
30	1'	41.012	2.398	36	1'	40.286	1.000	89	1'	41.237	9.088
21	1'	41.959	2.694	20	1'	40.349	1.321	Lap 8			
23	1'	41.388	3.051	41	1'	40.991	1.626	88	1'	40.370	
73	1'	41.873	3.199	93	1'	40.585	1.763	20	1'	40.254	0.941
46	1'	41.919	3.461	5	1'	40.503	1.874	36	1'	40.229	1.150
9	1'	41.667	3.667	12	1'	40.431	1.990	43	1'	40.323	1.708
10	1'	42.116	4.504	33	1'	40.406	2.466	5	1'	39.939	2.105
32	1'	42.186	4.754	63	1'	40.530	2.801	41	1'	40.234	2.990
89	1'	42.868	5.101	27	1'	41.090	4.363	12	1'	40.434	3.503
Lap 3				21	1'	40.932	4.737	33	1'	40.488	3.999
88	1'	40.594		30	1'	41.765	5.142	63	1'	40.531	4.259
43	1'	40.816	0.451	23	1'	41.005	5.512	27	1'	40.690	5.679
41	1'	40.628	0.567	73	1'	41.064	5.667	21	1'	40.702	6.286
36	1'	40.900	0.681	9	1'	41.126	6.225	30	1'	40.805	6.658
20	1'	40.714	1.009	46	1'	41.554	6.379	23	1'	40.831	7.029
5	1'	40.833	1.211	10	1'	41.033	6.818	73	1'	40.896	7.725
93	1'	40.614	1.383	32	1'	41.067	7.087	46	1'	40.911	8.233
12	1'	41.253	1.720	89	1'	40.926	7.503	10	1'	41.235	9.248
63	1'	40.996	1.924	Lap 6				32	1'	41.016	9.470
33	1'	41.499	2.185	88	1'	40.251		89	1'	41.297	10.015
27	1'	41.179	2.560	36	1'	40.228	0.977	Lap 9			
44	1'	41.523	2.729	20	1'	40.109	1.179	88	1'	40.676	
Lap 10				43	1'	41.195	1.793	20	1'	40.246	0.511
88	1'	40.619		Lap 11				Lap 12			
20	1'	40.265	0.157	88	1'	40.657		20	1'	40.475	
36	1'	40.384	0.637	20	1'	40.613	0.113	88	1'	40.852	0.264
43	1'	40.452	1.339	36	1'	40.578	0.558	36	1'	40.681	0.651
5	1'	40.527	1.495	43	1'	40.652	1.334	Lap 13			
41	1'	40.893	3.212	5	1'	40.602	1.440	20	1'	40.589	
12	1'	40.841	3.296	12	1'	40.731	3.370	88	1'	40.499	0.174
33	1'	40.706	4.073	33	1'	40.636	4.052	36	1'	40.762	0.824
63	1'	40.597	4.269	63	1'	40.578	4.190	43	1'	40.571	1.183
27	1'	40.714	5.733	27	1'	41.069	6.145	5	1'	40.493	1.245
21	1'	40.746	6.439	21	1'	41.013	6.795	12	1'	40.476	3.183
23	1'	41.150	7.906	23	1'	41.167	8.416	63	1'	40.623	4.138
73	1'	41.262	8.703	73	1'	41.129	9.175	33	1'	40.769	4.553
46	1'	41.075	8.854	46	1'	41.245	9.442	27	1'	40.935	6.882
30	1'	44.992	11.479	10	1'	41.247	12.810	21	1'	40.975	7.723
32	1'	42.843	12.176	32	1'	42.129	13.648	23	1'	41.035	9.304
10	1'	43.201	12.220	89	1'	42.956	14.681	73	1'	41.012	9.946
89	1'	42.133	12.382	30	1'	45.876	16.698	46	1'	41.199	10.604
Lap 14				Lap 15				10	1'	41.046	13.950
88	1'	40.697		88	1'	40.619		89	1'	41.280	16.020
20	1'	41.183	0.312	20	1'	40.616	0.309	32	1'	41.869	16.359
36	1'	40.810	0.763	36	1'	40.953	1.097	30	1'	40.849	17.496
5	1'	40.581	0.955	5	1'	40.905	1.241	Lap 15			
43	1'	41.061	1.373	43	1'	40.857	1.611	88	1'	40.619	
12	1'	40.466	2.778	12	1'	40.501	2.660	20	1'	40.616	0.309
63	1'	40.881	4.148	Lap 15				36	1'	40.953	1.097
33	1'	40.621	4.303	88	1'	40.619		5	1'	40.905	1.241
27	1'	41.275	7.286	20	1'	40.616	0.309	43	1'	40.857	1.611
21	1'	41.181	8.033	36	1'	40.953	1.097	12	1'	40.501	2.660
23	1'	41.127	9.560	5	1'	40.905	1.241	Lap 15			
73	1'	41.314	10.389	43	1'	40.857	1.611	88	1'	40.619	
46	1'	41.216	10.949	12	1'	40.501	2.660	20	1'	40.616	0.309
10	1'	41.174	14.253	Lap 15				36	1'	40.953	1.097
89	1'	41.518	16.667	88	1'	40.619		5	1'	40.905	1.241
32	1'	41.725	17.213	20	1'	40.616	0.309	43	1'	40.857	1.611
30	1'	40.637	17.262	36	1'	40.953	1.097	12	1'	40.501	2.660

 Lapped rider

These data/results cannot be reproduced, stored and/or transmitted in whole or in part by any manner of electronic, mechanical, photocopying, recording, broadcasting or otherwise now known or herein after developed without the previous express consent by the copyright owner, except for reproduction in daily press and regular printed publications on sale to the public within 60 days of the event related to those data/results and always provided that copyright symbol appears together as follows below.

© DORNA, 2021



Num Lap Time Gap

63	1'40.803	4.332	12	1'41.347	3.349	33	1'42.379	7.582
33	1'40.797	4.481	63	1'41.006	4.643	21	1'42.134	14.432
27	1'41.180	7.847	33	1'40.898	4.823	23	1'42.315	18.250
21	1'41.321	8.735	21	1'41.310	10.890	73	1'42.725	19.915
23	1'41.511	10.452	23	1'41.923	14.069	10	1'42.105	21.280
73	1'41.326	11.096	73	1'41.865	14.929	30	1'43.190	25.396
46	1'41.389	11.719	10	1'41.580	17.965	89	1'42.775	27.645
10	1'41.365	14.999	30	1'41.521	20.846	32	1'44.072	37.431
89	1'41.465	17.513	89	1'41.878	21.798			
30	1'40.990	17.633	32	1'43.496	26.428			
32	1'41.941	18.535						

Lap 16

88	1'40.748	
20	1'40.769	0.330
5	1'41.035	1.528
43	1'41.073	1.936
36	1'41.782	2.131
12	1'40.627	2.539
63	1'40.931	4.515
33	1'40.916	4.649
27	1'41.248	8.347
21	1'41.318	9.305
23	1'41.461	11.165
73	1'41.928	12.276
10	1'41.532	15.783
30	1'41.837	18.722
89	1'42.099	18.864
32	1'42.053	19.840

Lap 17

88	1'40.734	
20	1'40.869	0.465
5	1'41.005	1.799
43	1'40.897	2.099
36	1'41.152	2.549
12	1'40.831	2.636
63	1'40.781	4.562
33	1'41.005	4.920
21	1'41.269	9.840
23	1'41.666	12.097
73	1'41.612	13.154
10	1'41.538	16.587
30	1'41.709	19.697
89	1'41.812	19.942
32	1'42.398	21.504

Lap 18

88	1'40.902	
20	1'40.670	0.233
5	1'40.913	1.810
43	1'40.833	2.030
36	1'41.121	2.768
12	1'41.120	2.854
63	1'40.829	4.489
33	1'40.759	4.777
21	1'41.494	10.432
23	1'41.803	12.998
73	1'41.664	13.916
10	1'41.552	17.237
30	1'41.382	20.177
89	1'41.732	20.772
32	1'43.182	23.784

Lap 19

88	1'40.852	
20	1'41.033	0.414
5	1'40.591	1.549
43	1'40.823	2.001
36	1'41.289	3.205

Lap 20

88	1'41.032	
20	1'40.834	0.216
5	1'40.810	1.327
43	1'40.795	1.764
36	1'41.392	3.565
12	1'41.469	3.786
63	1'41.437	5.048
33	1'41.348	5.139
21	1'41.594	11.452
23	1'41.914	14.951
73	1'42.161	16.058
10	1'41.726	18.659
30	1'41.904	21.718
89	1'42.217	22.983
32	1'43.543	28.939

Lap 21

88	1'40.893	
20	1'41.593	0.916
5	1'40.665	1.099
43	1'40.817	1.688
36	1'41.484	4.156
12	1'41.405	4.298
33	1'41.458	5.704
63	1'41.959	6.114
21	1'41.895	12.454
23	1'41.988	16.046
73	1'42.191	17.356
10	1'41.938	19.704
30	1'42.040	22.865
89	1'42.719	24.809
32	1'43.920	31.966

Lap 22

88	1'41.107	
5	1'40.982	0.974
20	1'42.021	1.830
43	1'41.472	2.053
36	1'41.619	4.668
12	1'41.615	4.806
33	1'41.996	6.593
63	1'41.777	6.784
21	1'42.341	13.688
23	1'42.386	17.325
73	1'42.331	18.580
10	1'41.968	20.565
30	1'41.838	23.596
89	1'42.558	26.260
32	1'43.890	34.749

Lap 23

88	1'41.390	
5	1'40.945	0.529
20	1'41.395	1.835
43	1'41.536	2.199
36	1'41.590	4.868
12	1'41.673	5.089
63	1'41.911	7.305

Lap 24

88	1'41.299	
5	1'40.945	0.175
20	1'41.279	1.815
43	1'41.090	1.990
36	1'41.756	5.325
12	1'42.491	6.281
63	1'42.169	8.175
33	1'42.095	8.378
21	1'42.519	15.652
23	1'42.346	19.297
73	1'43.034	21.650
10	1'42.552	22.533
30	1'43.736	27.833
89	1'42.729	29.075
32	1'44.159	40.291

Lapped rider

These data/results cannot be reproduced, stored and/or transmitted in whole or in part by any manner of electronic, mechanical, photocopying, recording, broadcasting or otherwise now known or herein after developed without the previous express consent by the copyright owner, except for reproduction in daily press and regular printed publications on sale to the public within 60 days of the event related to those data/results and always provided that copyright symbol appears together as follows below.

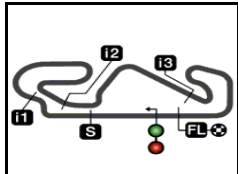
© DORNA, 2021

Official MotoGP Timing by **TISSOT**
www.motogp.com

Barcelona, Sunday, June 06, 2021

Page 2 of 2





4657 m.

GRAN PREMI MONSTER ENERGY DE CATALUNYA

MotoGP™

2021 Rookie of the Year Classification

36

Rider	Nation	Points	Leader Previous	QAT	DOH	POR	SPA	FRA	ITA	CAT	GER	NED	STY	AUT	GBR	ARA	RSM	JPN	THA	AUS	MAL	VAL
1 BASTIANINI Enea	ITA	26		6	5	7	-	2	-	6												
2 MARTIN Jorge	SPA	19	7	7	1	16	-	-	-	2												
3 MARINI Luca	ITA	13	13	6	-	-	4	1	4	4												
4 SAVADORI Lorenzo	ITA	4	22	9	-	-	2	-	-	1	1											

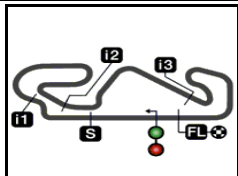
These data/results cannot be reproduced, stored and/or transmitted in whole or in part by any manner of electronic, mechanical, photocopying, recording, broadcasting or otherwise now known or herein after developed without the previous express consent by the copyright owner, except for reproduction in daily press and regular printed publications on sale to the public within 60 days of the event related to those data/results and always provided that copyright symbol appears together as follows below.

© DORNA, 2021

Official MotoGP Timing by TISSOT
www.motogp.com

Barcelona, Sunday, June 06, 2021





4657 m.

GRAN PREMI MONSTER ENERGY DE CATALUNYA

MotoGP™

2021 Independent Team Classification

36

Rider	Nation	Points	Leader Previous	QAT	DOH	POR	SPA	FRA	ITA	CAT	GER	NED	STY	AUT	GBR	ARA	RSM	JPN	THA	AUS	MAL	VAL
1 ZARCO Johann	FRA	101		20	20	-	8	20	13	20												
2 ESPARGARO Aleix	SPA	44	57	57	9	6	10	10	-	9	-											
3 MORBIDELLI Franco	ITA	40	61	4	-	4	13	16	-	-	7											
4 NAKAGAMI Takaaki	JPN	31	70	9	-	-	6	13	9	-	3											
5 BASTIANINI Enea	ITA	26	75	5	6	5	7	-	2	-	6											
6 MARQUEZ Alex	SPA	25	76	1	-	-	8	-	10	2	5											
7 PETRUCCI Danilo	ITA	23	78	2	-	-	3	2	11	7	-											
8 MARTIN Jorge	SPA	19	82	4	1	16	-	-	-	-	2											
9 ROSSI Valentino	ITA	15	86	4	4	-	-	-	5	6	-											
10 LECUONA Iker	SPA	13	88	2	-	-	1	-	7	5	-											
11 MARINI Luca	ITA	13	88	0	-	-	4	1	4	-	4											
12 SAVADORI Lorenzo	ITA	4	97	9	-	-	2	-	-	1	1											
13 PIRRO Michele	ITA	3	98	1	-	-	-	-	-	3	-											
14 RABAT Tito	SPA	1	100	2	-	-	-	-	1	-	-											

Team	Points	Leader Previous	QAT	DOH	POR	SPA	FRA	ITA	CAT	GER	NED	STY	AUT	GBR	ARA	RSM	JPN	THA	AUS	MAL	VAL	
1 PRAMAC RACING	124		21	36	-	8	21	16	22													
2 LCR HONDA	56	68	68	-	-	14	13	19	2	8												
3 PETRONAS YAMAHA SRT	55	69	1	4	4	13	16	5	6	7												
4 APRILIA RACING TEAM GRESINI	48	76	7	9	6	12	10	-	10	1												
5 ESPONSORAMA RACING	39	85	9	6	5	11	1	6	-	10												
6 TECH 3 KTM FACTORY RACING	36	88	3	-	-	4	2	18	12	-												

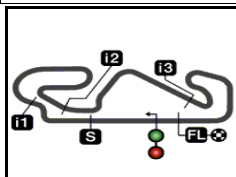
These data/results cannot be reproduced, stored and/or transmitted in whole or in part by any manner of electronic, mechanical, photocopying, recording, broadcasting or otherwise now known or herein after developed without the previous express consent by the copyright owner, except for reproduction in daily press and regular printed publications on sale to the public within 60 days of the event related to those data/results and always provided that copyright symbol appears together as follows below.

© DORNA, 2021

Official MotoGP Timing by TISSOT
www.motogp.com

Barcelona, Sunday, June 06, 2021





4657 m.

2021 Riders Performance

(Qualifying Position - Starting Position - Race Position)

37

Rider	Points	QAT	DOH	POR	SPA	FRA	ITA	CAT	GER	NED	STY	AUT	GBR	ARA	RSM	JPN	THA	AUS	MAL	VAL
1 QUARTARARO Fabio	118	2	5	1	1	1	1	1												
		2-5	5-1	1-1	1-13	1-3	1-1	1-4	-	-	-	-	-	-	-	-	-	-	-	-
2 ZARCO Johann	101	6	2	3	6	5	3	3												
		6-2	2-2	3-NC	6-8	5-2	3-4	3-2	-	-	-	-	-	-	-	-	-	-	-	-
3 MILLER Jack	90	5	4	4	3	3	5	2												
		5-9	4-9	4-NC	3-1	3-1	5-6	2-3	-	-	-	-	-	-	-	-	-	-	-	-
4 BAGNAIA Francesco	88	1	6	11	4	16	2	9												
		1-3	6-6	11-2	4-2	16-4	2-NC	9-7	-	-	-	-	-	-	-	-	-	-	-	-
5 MIR Joan	76	10	9	9	10	14	9	10												
		10-4	9-7	9-3	10-5	14-NC	9-3	10-5	-	-	-	-	-	-	-	-	-	-	-	-
6 VIÑALES Maverick	74	3	3	12	7	2	13	6												
		3-1	3-5	12-11	7-7	2-10	13-8	6-6	-	-	-	-	-	-	-	-	-	-	-	-
7 OLIVEIRA Miguel	54	15	12	10	16	10	7	4												
		15-13	12-15	10-16	16-11	10-NC	7-2	4-1	-	-	-	-	-	-	-	-	-	-	-	-
8 ESPARGARO Aleix	44	8	7	7	8	13	4	7												
		8-7	7-10	7-6	8-6	13-NC	4-7	7-NC	-	-	-	-	-	-	-	-	-	-	-	-
9 BINDER Brad	43	19	18	15	11	21	6	8												
		19-14	18-8	15-5	11-NC	21-13	6-5	8-8	-	-	-	-	-	-	-	-	-	-	-	-
10 MORBIDELLI Franco	40	7	10	5	2	4	10	5												
		7-18	10-12	5-4	2-3	4-16	10-16	5-9	-	-	-	-	-	-	-	-	-	-	-	-
11 NAKAGAMI Takaaki	31	11	16	21	5	7	15	14												
		11-NC	16-17	21-10	5-4	7-7	15-NC	14-13	-	-	-	-	-	-	-	-	-	-	-	-
12 ESPARGARO Pol	29	12	15	14	13	8	12	12												
		12-8	15-13	14-NC	13-10	8-8	12-12	12-NC	-	-	-	-	-	-	-	-	-	-	-	-
13 BASTIANINI Enea	26	13	19	16	15	22	14	17												
		13-10	19-11	16-9	15-NC	22-14	23-NL	17-10	-	-	-	-	-	-	-	-	-	-	-	-

NC=Not classified NL=Not finished first lap NP=Not started race re-start N2=Not finished first lap race re-start EX=Excluded NS=Not Started DS=Disqualified

These data/results cannot be reproduced, stored and/or transmitted in whole or in part by any manner of electronic, mechanical, photocopying, recording, broadcasting or otherwise now known or herein after developed without the previous express consent by the copyright owner, except for reproduction in daily press and regular printed publications on sale to the public within 60 days of the event related to those data/results and always provided that copyright symbol appears together as follows below.
© DORNA, 2021

Official MotoGP Timing by **TISSOT**
www.motogp.com



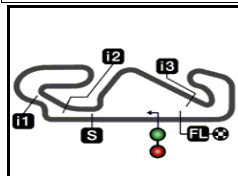
	Rider	Points	QAT	DOH	POR	SPA	FRA	ITA	CAT	GER	NED	STY	AUT	GBR	ARA	RSM	JPN	THA	AUS	MAL	VAL
14	MARQUEZ Alex	25	16	14	13	20	19	22	20												
			16-NC	14-NC	13-8	20-NL	19-6	22-14	20-11	-	-	-	-	-	-	-	-	-	-	-	-
15	RINS Alex	23	9	8	2	9	15	8													
			9-6	8-4	2-NC	9-20	15-NC	8-NC	-	-	-	-	-	-	-	-	-	-	-	-	-
16	PETRUCCI Danilo	23	20	17	18	19	17	18	18												
			20-NL	17-19	18-13	19-14	17-5	18-9	18-NC	-	-	-	-	-	-	-	-	-	-	-	-
17	MARTIN Jorge	19	14	1					15												
			14-15	1-3	-	-	-	-	22-14	-	-	-	-	-	-	-	-	-	-	-	-
18	MARQUEZ Marc	16			6	14	6	11	13												
			-	-	6-7	14-9	6-NC	11-NC	13-NC	-	-	-	-	-	-	-	-	-	-	-	-
19	ROSSI Valentino	15	4	21	17	17	9	19	11												
			4-12	21-16	17-NC	17-16	9-11	19-10	11-NC	-	-	-	-	-	-	-	-	-	-	-	-
20	LECUONA Iker	13	21	20	19	21	18	20	16												
			21-17	20-NC	19-15	21-17	18-9	20-11	16-NC	-	-	-	-	-	-	-	-	-	-	-	-
21	MARINI Luca	13	18	13	8	18	12	17	19												
			18-16	13-18	8-12	18-15	12-12	17-17	19-12	-	-	-	-	-	-	-	-	-	-	-	-
22	BRADL Stefan	11	17	11		12															
			17-11	11-14	-	12-12	-	-	-	-	-	-	-	-	-	-	-	-	-	-	-
23	SAVADORI Lorenzo	4	22	22	20	22	11	21	21												
			22-19	22-20	20-14	22-19	11-NC	21-15	21-15	-	-	-	-	-	-	-	-	-	-	-	-
24	PIRRO Michele	3						16													
			-	-	-	-	-	16-13	-	-	-	-	-	-	-	-	-	-	-	-	-
25	RABAT Tito	1				23	20														
			-	-	-	23-18	20-15	-	-	-	-	-	-	-	-	-	-	-	-	-	-

NC=Not classified NL=Not finished first lap NP=Not started race re-start N2=Not finished first lap race re-start EX=Excluded NS=Not Started DS=Disqualified

These data/results cannot be reproduced, stored and/or transmitted in whole or in part by any manner of electronic, mechanical, photocopying, recording, broadcasting or otherwise now known or herein after developed without the previous express consent by the copyright owner, except for reproduction in daily press and regular printed publications on sale to the public within 60 days of the event related to those data/results and always provided that copyright symbol appears together as follows below.
© DORNA, 2021

Official MotoGP Timing by TISSOT
www.motogp.com





4657 m.

GRAN PREMI MONSTER ENERGY DE CATALUNYA

Official Starting Grid

Race : 24 laps = 111.768 km

MotoGP™



1	1 1'38.853 20 Fabio QUARTARARO Yamaha	2 1'38.890 43 Jack MILLER Ducati	3 1'39.049 5 Johann ZARCO Ducati
2	4 1'39.099 88 Miguel OLIVEIRA KTM	5 1'39.109 21 Franco MORBIDELLI Yamaha	6 1'39.157 12 Maverick VIÑALES Yamaha
3	7 1'39.218 41 Aleix ESPARGARO Aprilia	8 1'39.343 33 Brad BINDER KTM	9 1'39.359 63 Francesco BAGNAIA Ducati
4	10 1'39.431 36 Joan MIR Suzuki	11 1'39.605 46 Valentino ROSSI Yamaha	12 1'41.791 44 Pol ESPARGARO Honda
5	13 1'39.181 93 Marc MARQUEZ Honda	14 1'39.347 30 Takaaki NAKAGAMI Honda	15 1'39.532 89 Jorge MARTIN Ducati
6	16 1'39.567 27 Iker LECUONA KTM	17 1'39.590 23 Enea BASTIANINI Ducati	18 1'39.744 9 Danilo PETRUCCI KTM
7	19 1'39.942 10 Luca MARINI Ducati	20 1'40.009 73 Alex MARQUEZ Honda	21 1'40.158 32 Lorenzo SAVADORI Aprilia

The results are provisional until the end of the limit for protest and appeals and until the ratification of the Event Management Committee.

Time limit for protest expires 60' at the latest after publication of the results - Time:

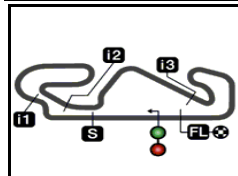
These data/results cannot be reproduced, stored and/or transmitted in whole or in part by any manner of electronic, mechanical, photocopying, recording, broadcasting or otherwise now known or herein after developed without the previous express consent by the copyright owner, except for reproduction in daily press and regular printed publications on sale to the public within 60 days of the event related to those data/results and always provided that copyright symbol appears together as follows below.

© DORNA, 2021

Official MotoGP Timing by TISSOT
www.motogp.com

Barcelona, Sunday, June 06, 2021





4657 m.

GRAN PREMI MONSTER ENERGY DE CATALUNYA**Race****Top Speed & Average**

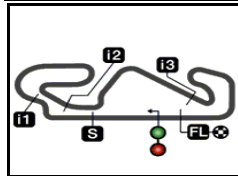
<i>Rider</i>	<i>Nation</i>	<i>Motorcycle</i>	<i>Top 5 speeds</i>					<i>Average</i>	<i>Top</i>
43 Jack MILLER	AUS	DUCATI	350.6	349.5	348.3	348.3	347.2	348.2	350.6
5 Johann ZARCO	FRA	DUCATI	349.5	348.3	348.3	347.2	347.2	348.1	349.5
63 Francesco BAGNAIA	ITA	DUCATI	349.5	349.5	348.3	348.3	347.2	348.0	349.5
89 Jorge MARTIN	SPA	DUCATI	348.3	343.9	342.8	341.7	341.7	343.7	348.3
33 Brad BINDER	RSA	KTM	347.2	346.1	346.1	345.0	343.9	345.4	347.2
73 Alex MARQUEZ	SPA	HONDA	347.2	343.9	343.9	342.8	341.7	343.9	347.2
10 Luca MARINI	ITA	DUCATI	346.1	343.9	342.8	342.8	342.8	343.7	346.1
23 Enea BASTIANINI	ITA	DUCATI	345.0	341.7	341.7	340.6	340.6	341.4	345.0
30 Takaaki NAKAGAMI	JPN	HONDA	343.9	343.9	341.7	340.6	339.6	341.9	343.9
36 Joan MIR	SPA	SUZUKI	343.9	343.9	343.9	342.8	341.7	342.6	343.9
41 Aleix ESPARGARO	SPA	APRILIA	343.9	341.7	340.6	339.6	337.5	340.7	343.9
88 Miguel OLIVEIRA	POR	KTM	342.8	341.7	341.7	341.7	340.6	341.1	342.8
93 Marc MARQUEZ	SPA	HONDA	342.8	338.5	335.4	333.3	328.2	335.6	342.8
12 Maverick VIÑALES	SPA	YAMAHA	341.7	340.6	340.6	340.6	340.6	340.8	341.7
20 Fabio QUARTARARO	FRA	YAMAHA	341.7	340.6	339.6	339.6	339.6	340.0	341.7
27 Iker LECUONA	SPA	KTM	341.7	340.6	340.6	340.6	339.6	340.5	341.7
32 Lorenzo SAVADORI	ITA	APRILIA	341.7	339.6	339.6	339.6	338.5	339.8	341.7
46 Valentino ROSSI	ITA	YAMAHA	339.6	339.6	338.5	338.5	337.5	338.7	339.6
9 Danilo PETRUCCI	ITA	KTM	338.5	338.5	332.3	331.2	327.2	333.5	338.5
21 Franco MORBIDELLI	ITA	YAMAHA	336.4	336.4	335.4	335.4	335.4	335.8	336.4
44 Poli ESPARGARO	SPA	HONDA	334.3	324.3	323.3	322.3	295.8	320.0	334.3

These data/results cannot be reproduced, stored and/or transmitted in whole or in part by any manner of electronic, mechanical, photocopying, recording, broadcasting or otherwise now known or herein after developed without the previous express consent by the copyright owner, except for reproduction in daily press and regular printed publications on sale to the public within 60 days of the event related to those data/results and always provided that copyright symbol appears together as follows below.

© DORNA, 2021


Official MotoGP Timing by **TISSOT**
www.motogp.com

**Barcelona, Sunday, June 06, 2021**



4657 m.

GRAN PREMI MONSTER ENERGY DE CATALUNYA**Race****Fastest Laps Sequence**

<i>Lap</i>	<i>Race Time</i>	 <i>Rider</i>	<i>Nation</i>	<i>Motorcycle</i>	<i>Time</i>	<i>Km/h</i>	<i>Riders's Lap</i>
2	3'25.939	88 Miguel OLIVEIRA	POR	KTM	1'40.989	166.0	2
2	3'26.472	41 Aleix ESPARGARO	SPA	APRILIA	1'40.971	166.0	2
2	3'27.461	63 Francesco BAGNAIA	ITA	DUCATI	1'40.535	166.7	2
4	6'46.737	88 Miguel OLIVEIRA	POR	KTM	1'40.204	167.3	4
6	10'08.547	20 Fabio QUARTARARO	FRA	YAMAHA	1'40.109	167.4	6
8	13'30.278	5 Johann ZARCO	FRA	DUCATI	1'39.939	167.7	8

These data/results cannot be reproduced, stored and/or transmitted in whole or in part by any manner of electronic, mechanical, photocopying, recording, broadcasting or otherwise now known or herein after developed without the previous express consent by the copyright owner, except for reproduction in daily press and regular printed publications on sale to the public within 60 days of the event related to those data/results and always provided that copyright symbol appears together as follows below.

© DORNA, 2021

Official MotoGP Timing by TISSOT
www.motogp.com

Barcelona, Sunday, June 06, 2021

